

REACH

PNL6-CC

6" round slim panel

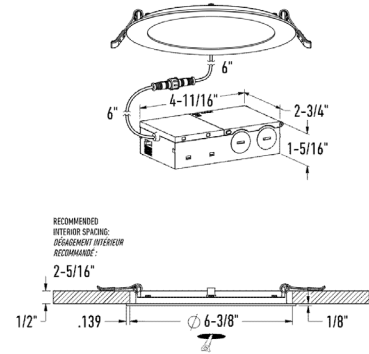
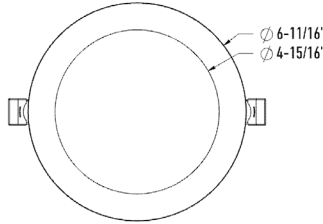
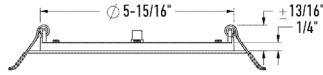
PROJECT

DATE

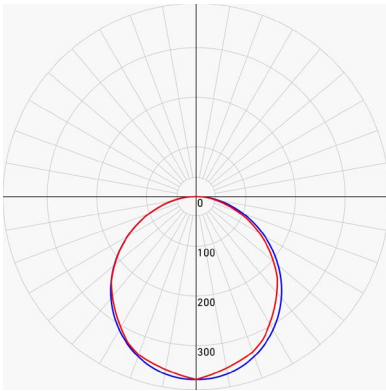
TYPE

QTY

NOTES



LIGHT DISTRIBUTION



Distance from luminaire	FC at Nadir	Diameter
4'	23.0 fc	10'-10"
6'	10.2 fc	16'-3"
8'	5.8 fc	21'-7"
10'	3.7 fc	27'
12'	2.6 fc	32'-5"

*measured at 3000k

SPECS

Cut hole size (in)	6-3/8"	
Watts (W)	12	
Delivered lumens*	990	
Voltage (v)	120	
FT rating	FT6	
CRI	92	
TM-30	Rf : 89	Rg : 99
Binning	3 SDCM	
Beam angle (deg)	110	
UGR	27	
LED model	SMD2835	
Dimming	Triac / ELV	
Color temperature	2700K/3000K/3500K/4000K/5000k	

CONSTRUCTION

Lens material	Polystyrene
Optic type	Frosted

ELECTRICAL DETAILS

Location	Wet	
Environment	Indoor/Outdoor	
Operating temp. (° C)	-10	to 40
IP rating	IP65	
Input voltage (V)	120	
Input current (mA)	150	
Output voltage (V)	30-40	
Output current (mA)	290	
Power factor (%)	90	
Driver type	Constant current	
THD	0.20	
Lifetime @ L70	>50 000hrs	

ORDERING GUIDE

PNL6-CC	-	Finish	-	Qty
WH	-	White	<input type="checkbox"/>	Blank - Single
BK	-	Black	<input type="checkbox"/>	K12 - Kit of 12

CERTIFICATIONS

ETL listed	UL-1598	and	CSA C22.2 No. 250.0
Title 24-JA8, Energy Star, IC rated, Air-tight ASTM E283-04			
Compliant to	FCC Title 47 Part 15; Class B		
ICES-005 Issue 5			



CANADA
80, Blvd. de la Seigneurie E.
Blainville, Quebec J7C 4N1

USA
4383, NW 124th Ave.,
Coral Springs, Florida 33065

1 877.430.1818
info@dals.com
dals.com

WHAT'S IN THE BOX

Recessed fixture
 Junction box
 3x push-in wire connectors
 1/2" non-Metallic Connector
 Instruction sheet

ACCESSORIES

REC-RFPE6
 13" Rough-in template Ø6-3/8"

REC-RFP-6
 26" Rough-in template Ø6-3/8"

RFP-UNI
 Universal rough-in template

RACC-TRIM6-SN
 6" recessed round trim

REC-EMD15
 15w emergency battery

EXTENSIONS

PNL-EXT8FT
 96" extension cord for recessed fixtures

PNL-EXT20FT
 240" extension cord for recessed fixtures

WARRANTY

DALS offers a 5-year warranty from the date of purchase which covers repairs or replacement of defective parts of the housing, optics, and electronics. To contact DALS customer service call 1-877-430-1818 or send an e-mail to info@dals.com.

RECOMMENDED DIMMER LIST**

BRAND	MODEL	DIMMER SPECS	DIMMING RANGE %		MAX LOAD (units)
			MIN	MAX	
Dals	SM-DIMSW Smart Dimmer*	Triac, 250W LED/CFL	5	100	21
Lutron	DVCL-153PR-WH-C*	Triac, 150 W Dimmable CFL/LED	3	100	13
Lutron	CTCL-153PDH-WH-C*	Triac, 150 W Dimmable CFL/LED	4	100	13
Lutron	STCL-153PH-WH-C*	Triac, 150 W Dimmable CFL/LED	1	100	13
Lutron	DVLV-600P-BL	Magnetic Low Voltage, 450W	5	100	38
Lutron	MACL-153MRHW-WHC*	Triac, 150 W Dimmable CFL/LED	1	100	13
Lutron	DVELV-300P-WH	300W electronic low voltage dimmer	7	100	25
Lutron	MA-PRO-WH*	ELV, 250W LED/CFL	3	100	21
Lutron	Caseta PD-6WCL-WH-R-C*	Triac, 300W Dimmable CFL/LED	1	100	13
Lutron	Caseta PD-5NE-WH-C*	ELV, LED—up to 250 W	2	100	21
Lutron	Caseta PD-10NXD-WH*	Triac, LED—up to 250 W	1	100	21
Leviton	DSM10-1LZ*	Triac, 450W Dimmable CFL/LED	2	100	38
Leviton	6674*	Triac, 150 W Dimmable CFL/LED	7	100	13
Leviton	PL06-10Z*	Triac, 150 W Dimmable CFL/LED	6	100	13
Leviton	DSL06-1LZ*	Triac, 150 W Dimmable CFL/LED	5	100	13
Leviton	D26HD-742-1RW*	Triac, 300W LED/CFL	8	100	25
Legrand	ADTP703TUM4*	Triac, 450W Dimmable CFL/LED	0	100	38
Legrand	ADPD453LM2*	Triac, 450W Dimmable CFL/LED	10	100	38
Legrand	RHL373PW*	Triac, 250W LED	2	100	21
Control 4	C4-APD120-WH	ELV, 120W LED	0	100	10
Control 4	C4-FPD120-WH	Triac, 200W LED	0	100	17
Commercial Electric	HPDA311CW*	Triac, 150W LED & CFL	0	100	13
TP-Link	HS220*	Triac, 150 W, Dimmable LED (MLV)	3	100	13

*With low-end adjustment feature. **Some dimmers may produce minimal buzzing noise.

PNL6-CC

Revision 0 | 2026-03



CANADA
 80, Blvd. de la Seigneurie E.
 Blainville, Quebec J7C 4N1

USA
 4383, NW 124th Ave.,
 Coral Springs, Florida 33065

1 877.430.1818
 info@dals.com
 dals.com