

Installation guide for
Guide d'installation pour

ORION
DCP-STG48-BK

dals

1 877 430 1818
www.dals.com

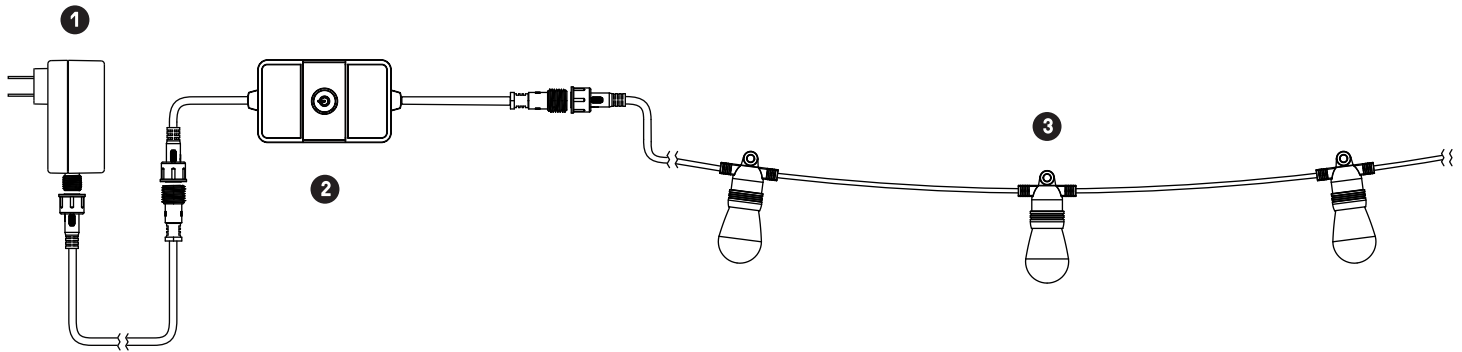
Download the free Dals Connect app
Télécharger l'application gratuite Dals Connect



MODEL / MODÈLE	WATTS	LUMENS	KELVIN	INPUT / ENTRÉE	DIMMABLE*
DCP-STG48	24W	1200lm	RGB + CCT 2200-4000K	24VDC	✓

*Dals Connect App™ / Application Dals Connect™

ITEMS INCLUDED IN THE BOX / ARTICLES INCLUS DANS LA BOÎTE



1 Plug-in driver *
*Transformateur enfichable **

2 Smart Control box
Boîte de contrôle intelligente

3 48' / 15 Bulbs String Light (3.3lbs per set)
Guirlande lumineuse de 48' / 15 ampoules (3.3lbs par guirlande)

4 15 Ferrite ring
15 Anneaux de ferrite



*The maximum number of DCP-STR48 sets supported on the included plug-in transformer is 2.
**Le nombre maximum de DCP-STR48 supporté sur le transformateur enfichable inclus est de 2.*

COMPATIBLE ACCESSORIES (SOLD SEPARATELY):
ACCESSOIRES COMPATIBLES (VENDUS SÉPARÉMENT) :

DCP-STGACCBLB: Replacement bulb / *Ampoule de remplacement*

DCP-STGACCPB: PCB replacement / *PCB de remplacement*

WARRANTY / GARANTIE

DALS offers a 5 year warranty from the date of purchase which covers repairs or replacements of defective parts of the housing, optics, and electronics.
To contact DALS customer service call 1 877 430 1818 or send an e-mail to info@dals.com.

DALS offre une garantie de 5 ans à partir de la date d'achat qui couvre la réparation ou le remplacement des pièces du boîtier, ainsi que les pièces optiques et électroniques défectueuses. Pour contacter le service à la clientèle de DALS, composez le 1 877 430 1818 ou envoyez un courriel à info@dals.com.



BEFORE YOU START

BEFORE STARTING INSTALLATION, SHUT THE LINE FEED POWER OFF USING THE CIRCUIT BREAKER.

Instructions pertaining to a risk of fire, electric shock or injury to persons. Installation must be done according to local electrical codes. Installation should be done by a certified electrician.



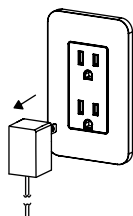
AVANT DE COMMENCER

AVANT DE DÉBUTER L'INSTALLATION, COUPER L'ALIMENTATION DU FIL DU SECTEUR À L'AIDE DU DISJONCTEUR.

Ces instructions se rapportent à un risque d'incendie, de chocs électriques ou de blessures corporelles. L'installation doit être effectuée conformément aux codes électriques locaux. L'installation devrait être effectuée par un électricien qualifié.

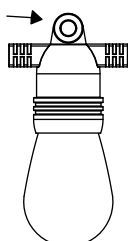
- 1 Ensure that the plug-in adapter is not plugged in.

S'assurer que le transformateur enfichable est débranché.



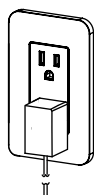
- 2 Use the built-in eyelets to hang your string light bulbs. (Maximum weight of 22 pounds per eyelet)

Utiliser les œillets pour accrocher votre guirlande lumineuse. (Poid maximum de 22 lbs par œillet)



- 3 Turn power back on.

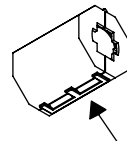
Remettre le courant.



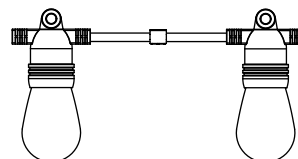
For residential installations, we recommend putting the ferrite rings in between each bulb.

Pour une installation de type résidentielle, nous recommandons de mettre un anneau de ferrite entre chaque ampoule.

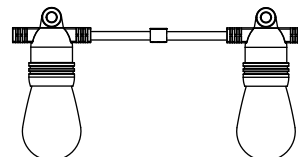
- 1 Localize the clips on the ferrite ring and lift them to open the ring.
Localiser les attaches sur l'anneau de ferrite et soulever les pour ouvrir les anneaux.



- 2 Place the ring around the wire, anywhere in-between 2 bulbs and clamp it down.
Placer l'anneau n'importe où entre 2 ampoules et refermer-le.



- 3 Repeat in between each bulb.
Répéter entre chaque ampoules.



Dals Connect

To pair your product, follow the steps on the App
Pour connecter votre produit, suivre les étapes sur l'application

dals

1 877 430 1818
www.dals.com
INS_DCP-STG48_REV3

FCC COMPLIANCE

FCC STATEMENT

1. This device complies with Part 15 of the FCC Rules. Operation is subject to the following two conditions: (1) This device may not cause harmful interference, and (2) This device must accept any interference received, including interference that may cause undesired operation.
2. Changes or modifications not expressly approved by the party responsible for compliance could void the user's authority to operate the equipment.

This equipment has been tested and found to comply with the limits for a Class B digital device, pursuant to part 15 of the FCC Rules. These limits are designed to provide reasonable protection against harmful interference in a residential installation. This equipment generates, uses and can radiate radio frequency energy and, if not installed and used in accordance with the instructions, may cause harmful interference to radio communications. However, there is no guarantee that interference will not occur in a particular installation. If this equipment does cause harmful interference to radio or television reception, which can be determined by turning the equipment off and on, the user is encouraged to try to correct the interference by one or more of the following measures:

- Reorient or relocate the receiving antenna.
- Increase the separation between the equipment and receiver.
- Connect the equipment into an outlet on a circuit different from that to which the receiver is connected.
- Consult the dealer or an experienced radio/ TV technician for help.

FCC Radiation Exposure Statement:

This equipment complies with FCC radiation exposure limits set forth for an uncontrolled environment. In order to avoid the possibility of exceeding the FCC radio frequency exposure limits, Human proximity to the antenna shall not be less than 20cm (8 inches) during normal operation

IC COMPLIANCE - CANICES-5(*)/NMB-5(*)

Industry Canada Notice

This device contains licence-exempt transmitter(s)/receiver(s) that comply with Innovation, Science and Economic Development Canada's licence-exempt RSS(s). Operation is subject to the following two conditions:

- (1) This device may not cause interference.
- (2) This device must accept any interference, including interference that may cause undesired operation of the device

2.Changes or modifications not expressly approved by the party responsible for compliance could void the user's authority to operate the equipment.

CONFORMITÉ IC - CANICES-5(*)/NMB-5(*)

Avis d'Industrie Canada

Cet appareil contient des émetteurs / récepteurs exemptés de licence conformes aux RSS (RSS) d'Innovation, Sciences et Développement économique Canada. Le fonctionnement est soumis aux deux conditions suivantes :

- (1) Cet appareil ne doit pas causer d'interférences.
- (2) Cet appareil doit accepter toutes les interférences, y compris celles susceptibles de provoquer un fonctionnement indésirable de l'appareil.

2.Cet appareil numérique ne dépasse pas les Rèlements sur l'interférence radio par un appareil numérique de classe B stipulées dans les Règlement sur l'Interférence radio d'industrie Canada.

ISED RF Exposure statement

This equipment complies with ISED radiation exposure limits set forth for an uncontrolled environment. In order to avoid the possibility of exceeding the ISED radio frequency exposure limits, Human proximity to the antenna shall not be less than 20cm (7.9 inches) during normal operation