

REVOLVE

Our Recessed family has grown with a new range of adjustable downlights. The effortless design and high functionality of these fixtures are sure to make a welcome addition in any room.

GBR35-CC, GBR35-DW



GBR04-CC, GBR04-DW





GBR06-CC, GBR06-DW



GBR35SQ-CC





COLOR SELECT



WET



WARM DIMMING*



LOW-GLARE



SWIVEL/DIRECTIONAL



AIR TIGHT

IC
RATED

T24
JA8
CERTIFIED



 **Bluetooth**[†]



CHANGE COLORS[‡]



*Models GBR35-DW , GBR04-DW, GBR06-DW only

**Model GBR04-CC only

†Model DCP-GBR35 only

REVOLVE

Our Recessed family has grown with a new range of adjustable downlights. The effortless design and high functionality of these fixtures are sure to make a welcome addition in any room.



COLOR SELECT



WET



WARM DIMMING*



LOW-GLARE



SWIVEL/DIRECTIONAL



AIR TIGHT

IC RATED

T24 JA8 CERTIFIED



CHANGE COLORS+

Model	Size	Watts	Delivered lumens	CRI	Color °T	Voltage options ⚡
GBR35-CC	3.5"	12 W	990 lm	90	2700, 3000, 3500, 4000, 5000 K	120V TRIAC dimming
GBR04-CC	4"	15 W	1240 lm			or
GBR06-CC	6"	20 W	1935 lm			
GBR35-DW†	3.5"	12 W	825 lm		3000 K - 2200 K	V: 120 / 277 / 347V 0-10V dimming (Check for availability)
GBR04-DW†	4"	15 W	1210 lm			
GBR06-DW†	6"	20 W	1540 lm			
GBR35SQ-CC	3.5"	12 W	1030 lm		2700, 3000, 3500, 4000, 5000 K	
GBR35-CC-DUO	2x 3.5"	24 W	2040 lm			
GBR35-CC-TRIO	3x 3.5"	36 W	3170 lm			
DCP-GBR35	3.5"	12 W	650 lm	90	RGB + 2700 K - 6500 K	120 V

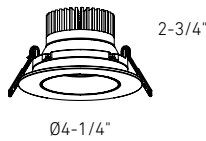
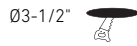
*Models GBR35-DW , GBR04-DW, GBR06-DW only

**Energy Star certification applies to all models except GBR35-DW, GBR04-DW, GBR06-DW, and DCP-GBR35

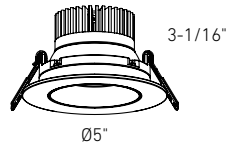
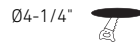
†Not available in multi-voltage

‡Model DCP-GBR35 only

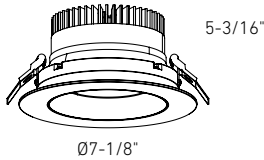
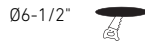
GBR35-CC, GBR35-DW, DCP-GBR35



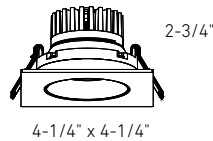

GBR04-CC, GBR04-DW



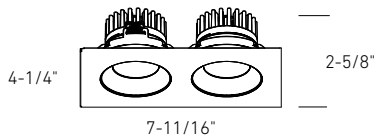
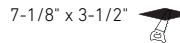
GBR06-CC, GBR06-DW



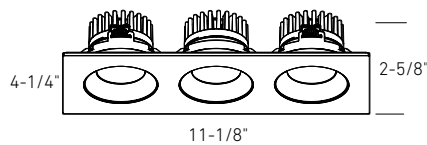
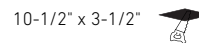
GBR35SQ-CC



GBR35-CC-DUO



GBR35-CC-TRIO



Specifications

Every fixture includes a junction box with an integrated driver
 Can be daisy chained
 30° tilting, 360° rotation
 Switch-selectable CCT (CC models only)
 Dim-to-warm technology, dims from 3000 K to 2200 K to mimic incandescent light (GBRXX-DW models only)
 40° beam angle
 30° tilting, 360° rotation
 Full color spectrum and 2700–6500K in pure whites (DCP-GBR35 only)
 Dimmable via the DALI Connect app and the DCP-RMCT remote (DCP-GBR35 only)
 5-year warranty

Finish

- **BK** Black
- **WH** White

Accessories

- RFP-35**
Rough-in plate for GBR35, GBR35SQ
- RFP-UNI**
Universal rough-in plate for GBR04, GBR06
- RFP-46**
Rough-in plate for GBR04, GBR06
- RFP-DUO**
Rough-in plate for GBR35-DUO
- RFP-TRIO**
Rough-in plate for GBR35-TRIO
- REC-CC-EXT8FT, REC-CC-EXT20FT**
8 ft and 20 ft extension cables for CC models
- REC-3K-EXT8FT, REC-3K-EXT20FT**
8 ft and 20 ft extension cables for DW models
- DCP-RMCT**
Smart remote for DCP-GBR35
- DCP-HUBV2**
DALI Connect Pro Hub for DCP-GBR35

Multi-voltage (V) ⚡

This product family offers multi-voltage drivers (120/277/347) that are dimmable using 0-10V dimming systems. Please note that longer lead times may apply for this option. Kindly reach out to your DALI representative for additional information and to confirm availability.

Note

Other color temperatures, finishes, and voltage options are available but may require minimum order quantities (MOQs) and longer lead times. Please contact your DALI representative for more information.