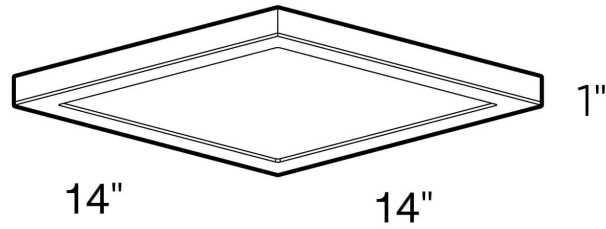



MODEL **CFLEDSQ14-CC**
NAME **DELTA SERIES**
14" Square Flush Mount

Our LED flush mounts incorporate edge-lit technology, eliminating hot spots and glare. Can be installed indoors or out and includes five switch-selectable CCT settings.

PROJECT:	TYPE:
DATE:	QTY:
NOTES:	

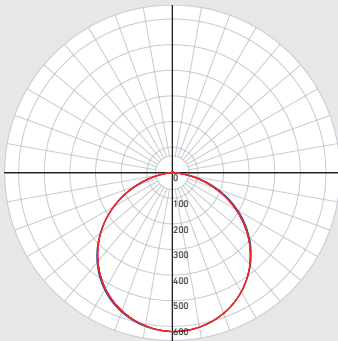


QUICK SPECS

SIZE	WATTS	DELIVERED LUMENS*	COLOR °T 5CCT	CRI	VOLTAGE	BEAM ANGLE	LIGHT DIRECTION	FINISH
14"	26W	1700lm	2700K 3000K 3500K 4000K 5000K	90	120V	110°	Straight	<input type="radio"/> White <input checked="" type="radio"/> Black <input type="radio"/> Satin nickel

*Lumen output measured at 3000K

LIGHT DISTRIBUTION



CONSTRUCTION

Lens Frosted	Finish type Paint (BK, WH) Electroplate (SN)	Type of LED Edge lit SMD
Lens material PC	Housing material Cast aluminum	Mounting Twist bracket

RATINGS

Placement Indoor/outdoor	Lifespan 50,000 hrs.	IP rating IP44
Location Wet (Covered ceiling mounted only)	Certifications ETL, JA8, FCC, ES	Operating temperature -20° to 40° C

WHAT'S IN THE BOX

- LED flush mount fixture
- Mounting bracket
- Mounting hardware
- Wire nuts
- Instruction sheet

ACCESSORIES

-

ADAPTERS

-



**ELECTRICAL
DETAILS**

Input voltage
108-120V

Output current
-

Power factor
90%

Driver type
Driver on board

Output voltage
-

LED model #
2835

**THD harmonic
distortion**
<30%

Binning type
3 SDCM

FEATURES

Integrated dimmable driver

Smooth 360° wide spread

Switch-selectable CCT:
2700K/ 3000 K/ 3500 K/
4000 K/ 5000 K

Superior LED performance and lifespan

Minimal heat emission
Edge-lit technology

WARRANTY

DALS offers a 5-year warranty from the date of purchase which covers repairs or replacement of defective parts of the housing, optics, and electronics. To contact DALS customer service call 1-877-430-1818 or send an e-mail to info@dals.com.

RECOMMENDED DIMMER LIST*

BRAND	MODEL #	DIMMER SPECS	GRADE	DIMMING RANGE (%)		MAX LOAD
				MIN	MAX	
Dals	SM-DIMSW Smart Dimmer*	Triac, 250W LED/CFL	Compatible	0	100	10
Lutron	DVCL-153PR-WH-C*	Triac, 150 W Dimmable CFL/LED	Compatible	0	96	6
Lutron	CTCL-153PDH-WH-C*	Triac, 150 W Dimmable CFL/LED	Compatible	3	97	6
Lutron	STCL-153PH-WH-C*	Triac, 150 W Dimmable CFL/LED	Compatible	0	93	6
Lutron	DVLV-600P-BL	Magnetic Low Voltage, 600VA / 450W Single-Pole Dimmer	Compatible	3	99	17
Lutron	MACL-153MRHW-WHC*	Triac, 150 W Dimmable CFL/LED	Compatible	0	92	6
Lutron	DVELV-300P-WH	300W electronic low voltage dimmer	Compatible	0	71	12
Lutron	MA-PRO-WH*	ELV, 250W LED/CFL	Compatible	0	96	10
Lutron	Caseta PD-6WCL-WH-R-C*	Triac, 300W Dimmable CFL/LED	Compatible	3	89	12
Lutron	Caseta PD-10NXD-WH*	Triac, LED—up to 250 W	Compatible	0	92	10
Leviton	6672-1LW	Triac, 150W Dimmable CFL/LED	Compatible	4	100	6
Leviton	IPL06-10Z*	Triac, 150W Dimmable CFL/LED	Compatible	0	100	6
Leviton	DSL06-1LZ*	Triac, 150 W Dimmable CFL/LED	Compatible	0	100	6
Leviton	D26HD-742-1RW*	Triac, 300W LED/CFL	Compatible	0	100	12
Legrand	RHCL453PNICCV4*	Triac, 450W Dimmable CFL/LED	Compatible	0	100	17
Legrand	ADPD453LM2*	Triac, 450W Dimmable CFL/LED	Compatible	0	100	17
Legrand	RHL373PW*	Triac, 250W LED	Compatible	0	95	10
Control 4	C4-APD120-WH	ELV, 120W LED	Compatible	0	100	5
Control 4	C4-FPD120-WH	Triac, 200W LED	Compatible	0	100	8
Commercial Electric	HPDA311CWB*	Triac, 150W LED & CFL	Compatible	0	100	6
tp-link	HS220*	Triac, 150 W, Dimmable LED (MLV)	Compatible	0	100	6
Leviton	RDL06-10Z	Triac, 150W LED & CFL	Compatible	11	100	6

* Minimal buzzing noise may occur with some dimmers