



DALS LIGHTING

Canada
80, de la Seigneurie blvd., E.
Blainville, Quebec J7C 4N1

U.S.A.
4383, NW 124th Ave.,
Coral Springs, Florida 33065

877.430.1818
info@dals.com
dals.com

MODEL
NAME

CFLEDSQ10-CC
DELTA SERIES
10" Square Flush Mount

Our LED flush mounts incorporate edge-lit technology, eliminating hot spots and glare. Can be installed indoors or out and includes five switch-selectable CCT settings.

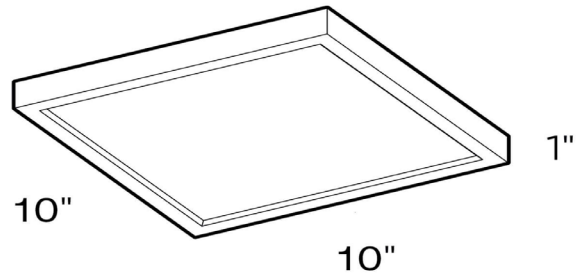

PROJECT:

DATE:

NOTES:

TYPE:

QTY:

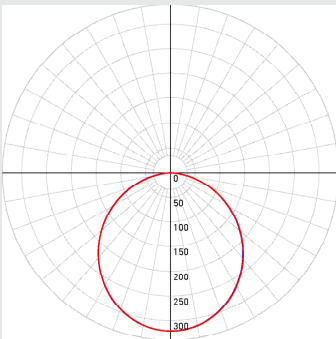


QUICK SPECS

SIZE	WATTS	DELIVERED LUMENS*	COLOR °T 5CCT	CRI	VOLTAGE	BEAM ANGLE	LIGHT DIRECTION	FINISH
10"	17W	1200lm	2700K 3000K 3500K 4000K 5000K	90	120V	110°	Straight	<input type="radio"/> White <input checked="" type="radio"/> Black <input type="radio"/> Satin nickel

*Lumen output measured at 3000K

LIGHT DISTRIBUTION



CONSTRUCTION

Lens
Frosted

Lens material
PC

Finish type
Paint (BK, WH)
Electroplate (SN)

Housing material
Cast aluminum

Type of LED
Edge lit SMD

Mounting
Twist bracket

RATINGS

Placement
Indoor/outdoor

Location
Wet (Covered ceiling
mounted only)

Lifespan
50,000 hrs.

Certifications
ETL, JA8, FCC, ES

IP rating
IP44

**Operating
temperature**
-20° to 40° C

WHAT'S IN THE BOX

LED flush mount fixture
Mounting bracket
Mounting hardware
Wire nuts
Instruction sheet

ACCESSORIES

-

ADAPTERS

-

**ELECTRICAL
DETAILS****Input voltage**
108-120V**Output current**
-**Power factor**
90%**Driver type**
Driver on board**Output voltage**
-**LED model #**
2835**THD harmonic
distortion**
<30%**Binning type**
3 SDCM**FEATURES**Integrated dimmable
driverSmooth 360° wide
spreadSwitch-selectable CCT:
2700K/ 3000 K/ 3500 K/
4000 K/ 5000 KSuperior LED
performance and
lifespan

Minimal heat emission

Edge-lit technology

WARRANTY

DALS offers a 5-year warranty from the date of purchase which covers repairs or replacement of defective parts of the housing, optics, and electronics. To contact DAL S customer service call 1-877-430-1818 or send an e-mail to info@dals.com.

RECOMMENDED DIMMER LIST*

BRAND	MODEL #	DIMMER SPECS	GRADE	DIMMING RANGE (%)		MAX LOAD
				MIN	MAX	
Dals	SM-DIMSW Smart Dimmer*	Triac, 250W LED/CFL	Compatible	0	100	15
Lutron	DVCL-153PR-WH-C*	Triac, 150 W Dimmable CFL/LED	Compatible	0	100	9
Lutron	CTCL-153PDH-WH-C*	Triac, 150 W Dimmable CFL/LED	Compatible	0	100	9
Lutron	STCL-153PH-WH-C*	Triac, 150 W Dimmable CFL/LED	Compatible	0	97	9
Lutron	DVLV-600P-BL	Magnetic Low Voltage, 600VA / 450W Single-Pole Dimmer	Compatible	1	100	26
Lutron	MACL-153MRHW-WHC*	Triac, 150 W Dimmable CFL/LED	Compatible	0	96	9
Lutron	DVELV-300P-WH	300W electronic low voltage dimmer	Compatible	0	71	18
Leviton	D26HD-742-1RW*	Triac, 300W LED/CFL	Compatible	0	100	18
Legrand	RHCL453PNICCV4*	Triac, 450W Dimmable CFL/LED	Compatible	0	100	26
Legrand	ADTP703TUM4*	Triac, 450W Dimmable CFL/LED	Compatible	0	76	26
Legrand	ADPD453LM2*	Triac, 450W Dimmable CFL/LED	Compatible	0	100	26
Control 4	C4-APD120-WH	ELV, 120W LED	Compatible	0	100	7
Control 4	C4-FPD120-WH	Triac, 200W LED	Compatible	0	100	12
Commercial Electric	HPDA311CWB*	Triac, 150W LED & CFL	Compatible	0	100	9
tp-link	HS220*	Triac, 150 W, Dimmable LED (MLV)	Compatible	0	100	9

* Minimal buzzing noise may occur with some dimmers