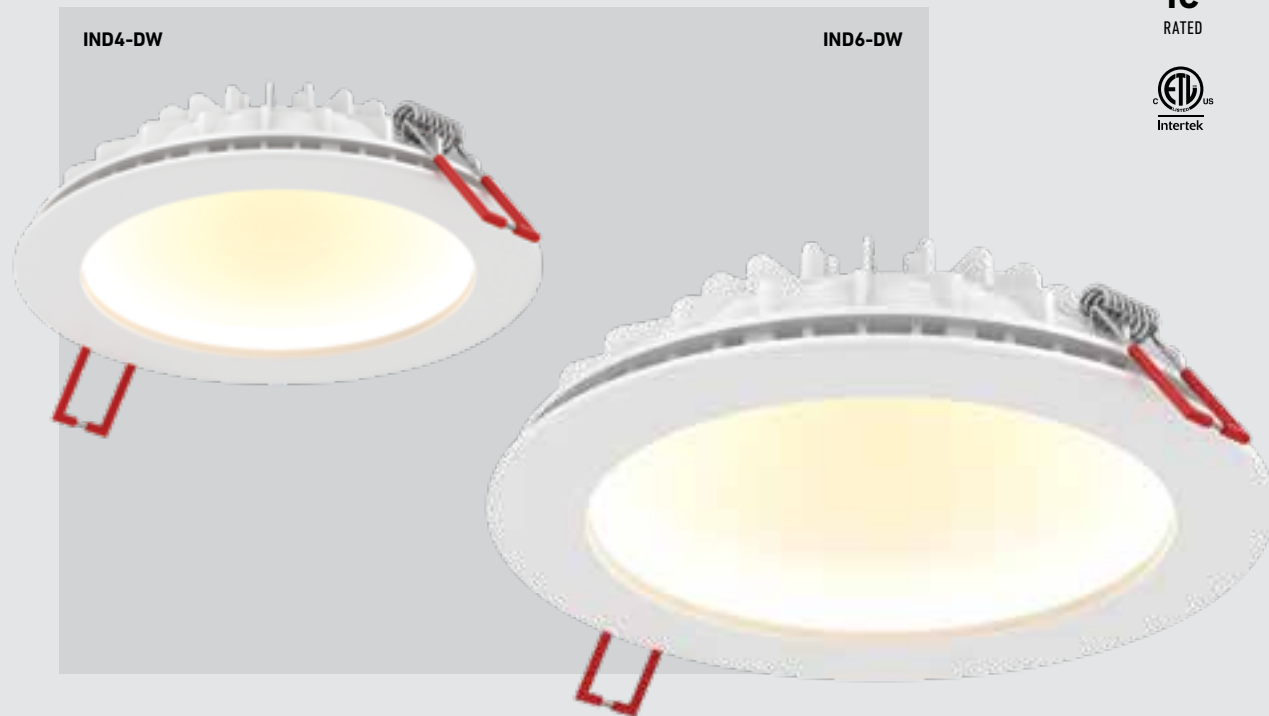


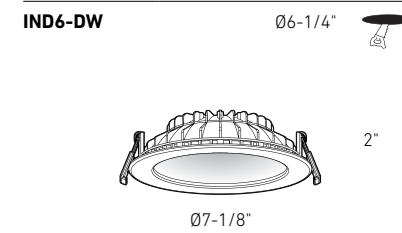
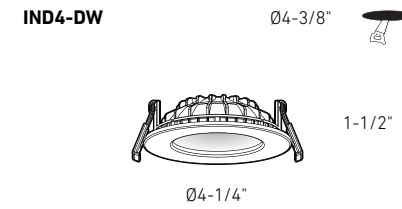
# INDIRECT

Imagine being able to create the perfect mood when dimming your lights. This is now possible with our Dim to Warm concept, generating a warm, exquisite glow to set the tone for your evening.

-   
 DAMP
-   
 WARM DIMMING
-   
 AIR TIGHT
-   
 IC RATED
- 



Model	Size	Watts	Delivered lumens	CRI	Color °T	Voltage
IND4-DW	4"	9 W	500 lm	80	3000 K - 2200 K	120 V
IND6-DW	6"	12 W	750 lm			



## Specifications

Every fixture includes a junction box with integrated dimmable driver  
 Can be daisy chained  
 Dim-to-warm technology, dims from 3000 K to 2200 K to mimic incandescent light  
 Smooth 360° wide spread  
 Dome reflector  
 110° beam spread  
 Indirect lighting design with glare reduction  
 Aluminum construction  
 5-year warranty

## Finish

○ WH White

## Accessories

- RFP-UNI**  
Universal rough-in plate
- RFP-46**  
Rough-in plate for 4" and 6" models
- REC-3K-EXT8FT**  
8-foot extension cable
- REC-3K-EXT20FT**  
20-foot extension cable

## Note

Other color temperatures, finishes, and voltage options are available but may require minimum order quantities (MOQs) and longer lead times. Please contact your DALI representative for more information.